


PERGO®

WOOD PARQUET



Parquet

COLLECTION 2019 - 2020

PERGO®

WOOD PARQUET



IMP 1624SU



CAS 1478SU



CAS 3487SU-2



PAL 1473SU



CAS 1478SU



IMP 1623SU-2

Discover your parquet floor

- 04 Discover our passion for wood
- 06 Authentic beauty meets easy living
- 08 **UNIQUE INNOVATION FROM 2019**
- SURFACE & EDGE PROTECT+ TECHNOLOGY**
- Enjoy your parquet floor worry-free thanks to its unique coating
- 12 Let us guide you to the perfect floor

Collection overview

- 14 Range overview planks
- 16 Types of grading, treatment and finishing
- 18 Discover the full Parquet collection

Installation

- 22 Install your floor without hassle
- 23 Simply choose click or glue
- 24 A Quick-Step® underlay for every situation
- 25 How to install your floor?

Finishing

- 26 Finish perfectly

Cleaning

- 30 Keep your floor in top condition

Discover our
passion for...

PERGO
WOOD PARQUET



nature

All our floors are PEFC and Singapore Green Label certified. This indicates that our wood comes from sustainably managed forests and meets the highest standards in environmental-friendliness.

natural knots

Some of our floors have knots that are only partially filled, others have knots that are sanded by hand. All this is done to emphasize the liveliness of the wood.




design

We aim for the perfect balance between the type of wood, the grading, the colour, structure, finishing and plank size.



authenticity

By using different treatment techniques such as fuming and special staining, each plank has a unique colour. Because of this, we create a lively colour variation between the planks. These effects bring the authentic character of nature into your home.





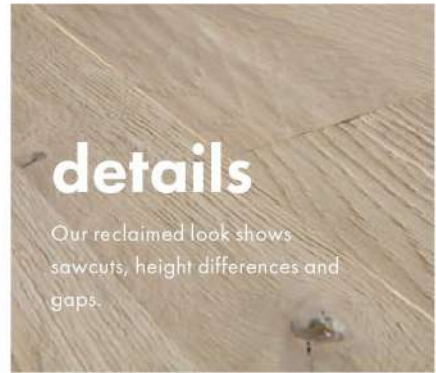
artisan characteristics

Saw cuts are tangible evidence of pure artisanal craftsmanship. The manually applied saw cuts vary both in depth, width and interspace. Not a single plank is identical!



craftsmanship

Some of our planks consists of multiple small boards and is composed by hand, with eye for details.



details

Our reclaimed look shows sawcuts, height differences and gaps.



perfect finishing

Some of our floors look as matt as untreated wood. Nevertheless, they are easy to maintain.

wooden structures

We brush some of our floors to accentuate the natural grain of the wood and create an extra authentic feel.

Authentic beauty meets easy living



CAS 40115U-2

Maximum pleasure, easy maintenance



PERGO parquet floors are finished with an advanced lacquer or oil to give your floor added resistance to wear, marks and scratches.

The moisture-repellent Protect+ technology prevents liquids from seeping into the wood and making the joints dirty. This helps to keep the gaps between the planks looking as good as new.

UNIQUE INNOVATION FROM 2019

SURFACE & EDGE PROTECT+ TECHNOLOGY

Our new Surface & Edge Protect+ technology can help to prevent mud, spilled foods and other dirt from getting stuck in the joints and texture of the wood. This will help to make your Quick-Step parquet much easier to clean (to read more, see p. 8-9).

With this unique protection and authentic floor designs, you can enjoy the floor's beauty and quality for years to come. And, using the right products, you can quickly and easily freshen up an oiled Quick-Step parquet floor.

Quick-Step Parquet, the beauty of nature



Welcome the beauty of nature into your home by choosing a 100% real wood parquet floor from **PERGO**. The different dimensions of the planks and their wide variety of natural colours and finishes blend perfectly with every style and interior. We pay extra attention to the knots, the grain and colour of the planks so you get to enjoy the warmth of a handcrafted wooden floor.



FAL3884SU-2



A perfectly installed floor is just a few clicks away

A parquet floor that's easy to install? **PERGO** makes it possible. Whether you decide to do it yourself or have it done by a professional, your new floor can be installed in no time, thanks to the Uniclic® system. The system enables you to click the planks together, using two different methods. What's more, Uniclic® is backed by a lifetime warranty. Take a look at page 25 and learn more about this revolutionary installation system.

Another great advantage: there's no need for post-installation work. No sanding, no dust, no varnishing, oiling or painting. As soon as your **PERGO** Parquet floor is installed, it's yours to enjoy for years to come.



How to install your parquet floor

Installing a **PERGO** Parquet floor is very easy. Don't believe it? Let us help you out with our installation [Youtube link PERGO - ExcelFloor, Thailand](#)

Enjoy your parquet floor worry-free thanks to its unique coating

If you're opting for a wooden floor, you'll want to retain its authentic beauty for as long as you can. Parquet floors from **PERGO** have been designed with exactly this in mind, and with the aim of creating warmth in the home for many years of enjoyment without worry.



The logo consists of a black square containing three white stars of varying sizes at the top left. Below the stars, the word "stay" is written in a lowercase, white, sans-serif font, and the word "CLEAN" is written in a larger, uppercase, white, sans-serif font below it.

PAL 1336SU-2

Resistance to wear and tear

Sliding chairs, high heels, children playing... floors go through a lot. All **PERGO** parquet floors have an additional, high-quality protective layer of lacquer or oil.



For extra protection against dirty edges and joints



Thanks to the unique, moisture-repellent joint technology Edge Protect+, there's no need to worry if you spill something or while cleaning, as Edge Protect+ stops fluids from seeping into the wood and dirtying the joints, keeping the space between the planks clean and looking fresh for years to come, even with frequent cleaning.



WITHOUT EDGE PROTECT+ TECHNOLOGY



WITH EDGE PROTECT+ TECHNOLOGY

UNIQUE INNOVATION FROM 2019

SURFACE & EDGE PROTECT+ TECHNOLOGY

Cleaning your parquet floor is now easier than ever

Muddy boots, chocolate sauce, wine or other dirt on your wooden floor? No need to worry! Your **PERGO** parquet floor with lacquer finish is now even easier to keep clean.



The newest Surface & Edge Protect+ technology prevents mud, spilled foods and other dirt from getting stuck in the joints and texture of the wood. This makes it easier to remove stubborn dirt with a damp floorcloth or mop, and helps to preserve the floor's attractive, authentic appearance.

Looking for a parquet floor that is easy to maintain? **PERGO** has exactly what you're looking for.



WITHOUT SURFACE & EDGE PROTECT+ TECHNOLOGY



WITH SURFACE & EDGE PROTECT+ TECHNOLOGY

Create your own living space



More inspiration on
www.excelfloor.com

A beautiful interior starts with a good foundation. The floor could be considered as the fifth wall and therefore it should not be overlooked. Whatever your style, whatever your room, **PERGO** has the right floor: from light, clean floors to warm brown classics and even reclaimed floors with knots and cracks. We will help you to find your perfect floor!





 Our extra matt lacquer finish combines the look of an untreated floor with the advantages of a lacquered floor. It is easy to clean and its maximum protection against scratches and stains keeps your floor in shape!

Range overview planks

dimensions

Imperio

220 x 22 cm

Palazzo

182 x 19 cm













Castello

182 x 14,5 cm

Villa 3-strip

220 x 19 cm



thickness	bevels	build-up	pack	click system
≡ 14 mm	4		4 x  = 1,936 m ²	
≡ 14 mm	2 / 4		6 x  = 2,075 m ²	
≡ 14 mm	0 / 2		6 x  = 1,583 m ²	
≡ 14 mm	0		6 x  = 2,508 m ²	

Do you know that we **don't add any formaldehyde** to our products?

Every pack can contain 1 board which is composed of two planks with variable length.



The detail makes the difference

Each Parquet floor has its own story and a unique look and feel. The **PERGO** designers carefully select the grading, structure and finishing in line with the character of each floor design.

Wood species



Oak

Oak has a yellow to brown colour, with its typical grain.



Iroko

Iroko planks have a golden colour, with brown straight grain.



Walnut

Walnut has a warm brown colour which contrasts with the whitish sapwood.



Merbau

Merbau varies widely from orange towards dark reddish brown.

Grading

We have a unique grading system that sorts our floors into three different categories. It gives you an idea of how your floor will look.



Nature

Wood with small knots. Variation in colour and structure.



Marquant

Wood with knots. Lively variation in colour and structure.



Vibrant

Wood with large knots and cracks. Lively variation in colour and structure with a rustic appearance.

CRACKS - KNOTS - SAPWOOD COLOUR

	Nature	Marquant	Vibrant
Natural colour			
All sapwood is colour stained to match the general colour tone of the floor.	Yes	Yes (Walnut can contain contrasting sapwood)	Yes
Max. 20 mm (fully filled)			
Not allowed			

Treatment



 Brushed  Deep Brushed

Brushing accentuates the natural grain structure of the wood plank and adds depth.



 Natural knots

On some floors the knots are not fully filled. Some of them are even manually sanded to emphasize the liveliness of the wood.



 Design colours

By using different treatment techniques such as fuming and staining, each plank has a unique colour.

Finishing

All Quick-Step Parquet floors are prefinished in the factory, which means no oiling or lacquering is needed after installation.


1 Oiled

 Oiled finish



- 2 layers of high quality oil.
- Brings out the authenticity of real wood.
- Can be renewed and repaired with Quick-Step maintenance products.


2 Lacquered

 Extra matt finish

 Matt finish

 Satin finish

 Bright finish



- 7 layers of protective lacquer.
- Highly scratch and wear resistant. Protects against water and household chemicals.
- Easy to clean wooden floor.

 Extra matt finish

The extra matt lacquer finish combines the look of an untreated floor with the advantages of a lacquered floor.



Bring authenticity to your home

Discover our range of 100% real wood parquet floors

IMP 1623SU-2

Imperio

IMP
220 x 22 cm ± 14 mm



Long and wide oak planks



PURE OAK MATT
IMP1623SU-2
MARQUANT



NATURAL HERITAGE OAK OILED
IMP1624SU
MARQUANT

Palazzo

PAL
182 x 19 cm ± 14 mm



Elegant oak planks



SNOW WHITE OAK EXTRA MATT
PAL3884SU-2
NATURE



DUNE WHITE OAK OILED
PAL1473SU
NATURE



HONEY OAK OILED
PAL1472SU
NATURE



NATURAL MYSTIC OAK MATT
PAL1336SU-2
NATURE



CONCRETE OAK OILED
PAL3795SU
VIBRANT

Treatment: Brushed Deep brushed Natural knots Design colours | Finishing: Oiled Extra matt Matt Satin Bright | Bevels:

Project sales (orders > 250m²) are not possible on Oak "Nature" SKU's

Castello

CAS
182 x 14,5 cm 14 mm



Smaller planks in different finishes



SURFACE & EDGE PROTECT+



POLAR OAK MATT
CAS1340SU-2
NATURE



SURFACE & EDGE PROTECT+



PURE OAK MATT
CAS1341SU-2
NATURE



SURFACE & EDGE PROTECT+



LUSTER OAK EXTRA MATT
CAS4011SU-2
MARQUANT



SURFACE & EDGE PROTECT+



MERBAU BRIGHT
CAS3488SU-2
NATURE



SURFACE & EDGE PROTECT+



IROKO BRIGHT
CAS3487SU-2
NATURE



SURFACE & EDGE PROTECT+



CAPPUCCINO OAK OILED
CAS1478SU
MARQUANT



SURFACE & EDGE PROTECT+



NOBLE WALNUT SATIN
CAS1356SU-2
NATURE



SURFACE & EDGE PROTECT+



SWEET WALNUT SATIN
CAS3444SU-2
MARQUANT

Dilla **VIL**
220 x 119 cm | 14 mm

Long planks with a 3-strip design



 **SUGAR OAK MATT**
VIL1749SU
NATURE



 **MERBAU BRIGHT**
VIL3488SU*
NATURE



 **IROKO BRIGHT**
VIL3487SU
NATURE



 **GINGER BROWN WALNUT BRIGHT**
VIL4010SU
MARQUANT

Parquet

COLLECTION 2019 - 2020



Distributed by ExcelFloor, Thailand
Contact : Mr. Watthanachai
Mobile. 063 449 7959
E~mail. INFO@excelfloor.com
Website. www.excelfloor.com

PERGO[®]
WOOD PARQUET

